

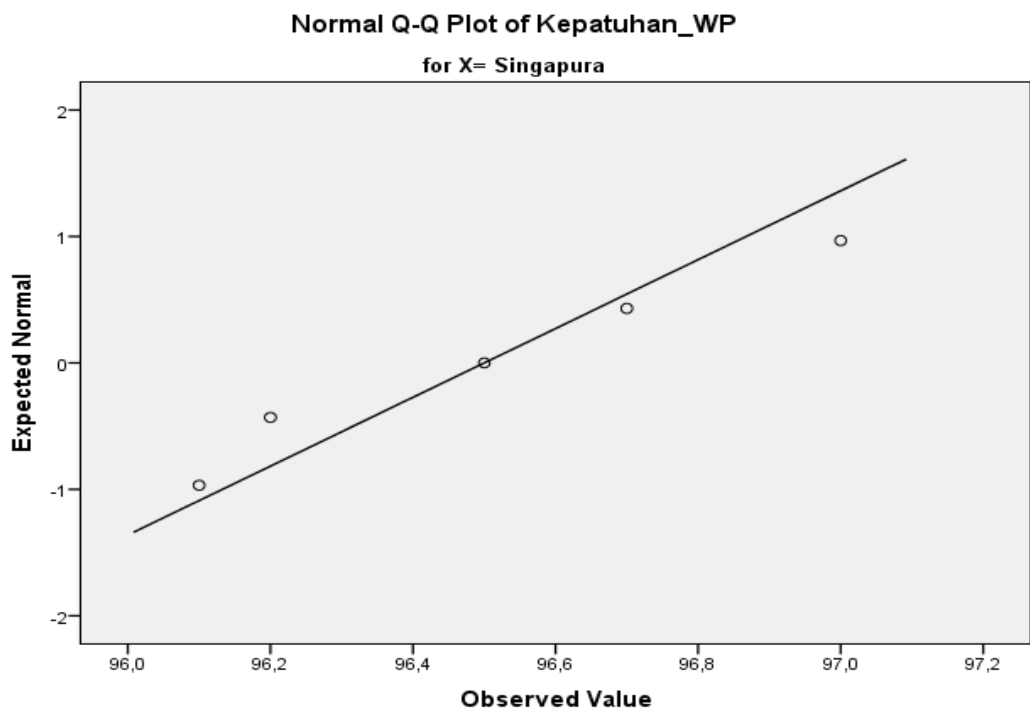
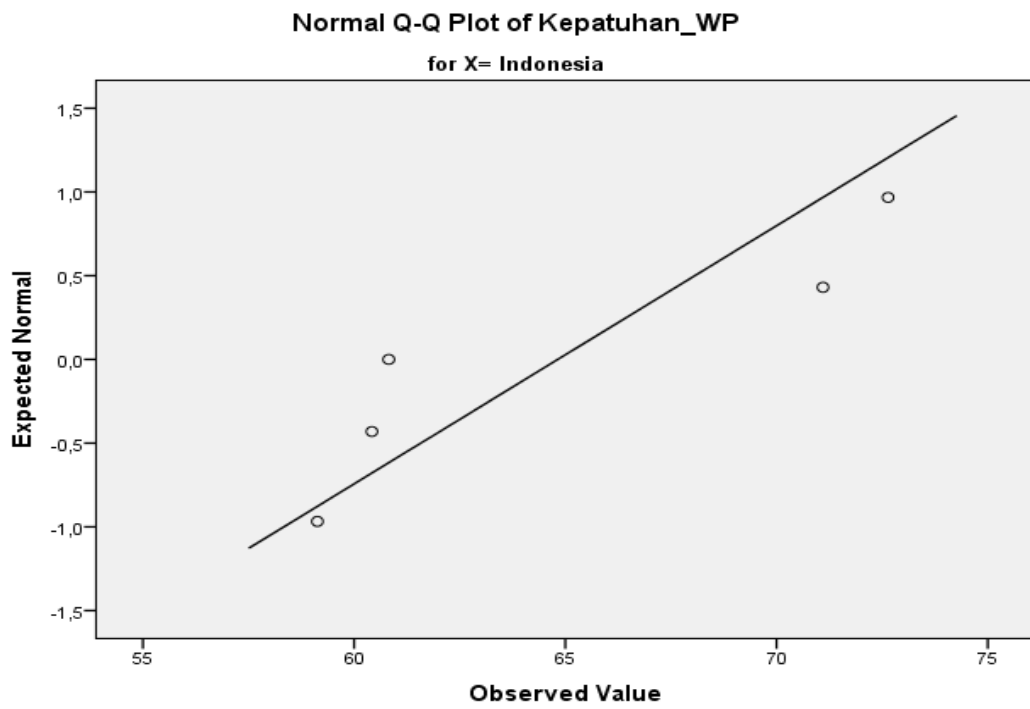
LAMPIRAN 1. Uji Normalitas: Shapiro-Wilk

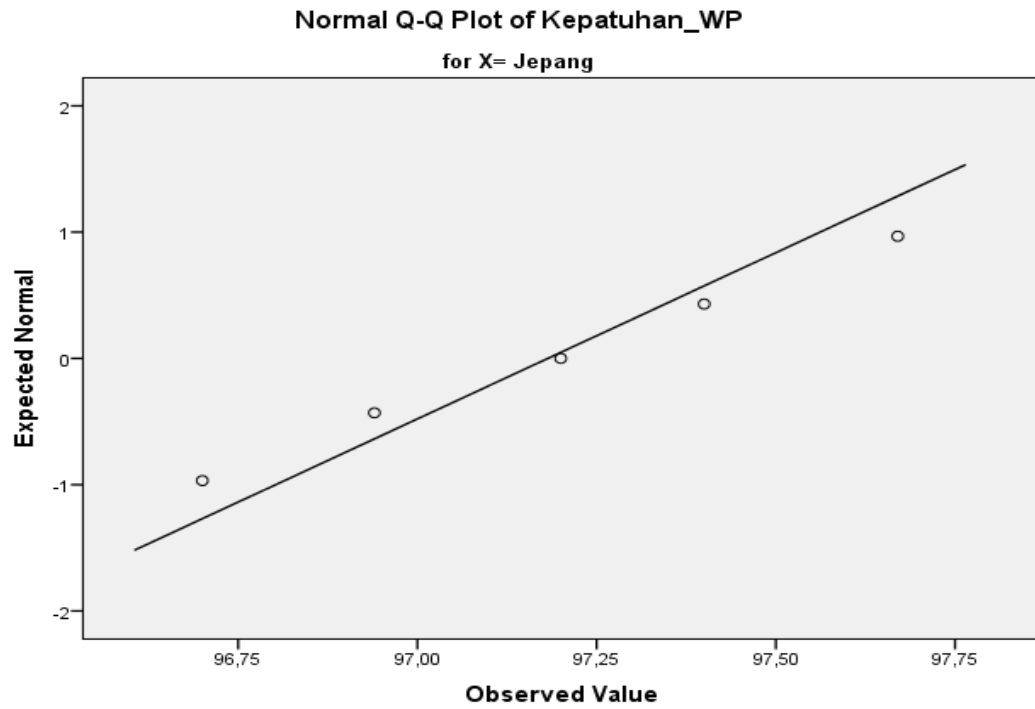
Case Processing Summary

Negara		Cases					
		Valid		Missing		Total	
		N	Percent	N	Percent	N	Percent
Kepatuhan_WP	Indonesia	5	100,0%	0	0,0%	5	100,0%
	Singapura	5	100,0%	0	0,0%	5	100,0%
	Jepang	5	100,0%	0	0,0%	5	100,0%

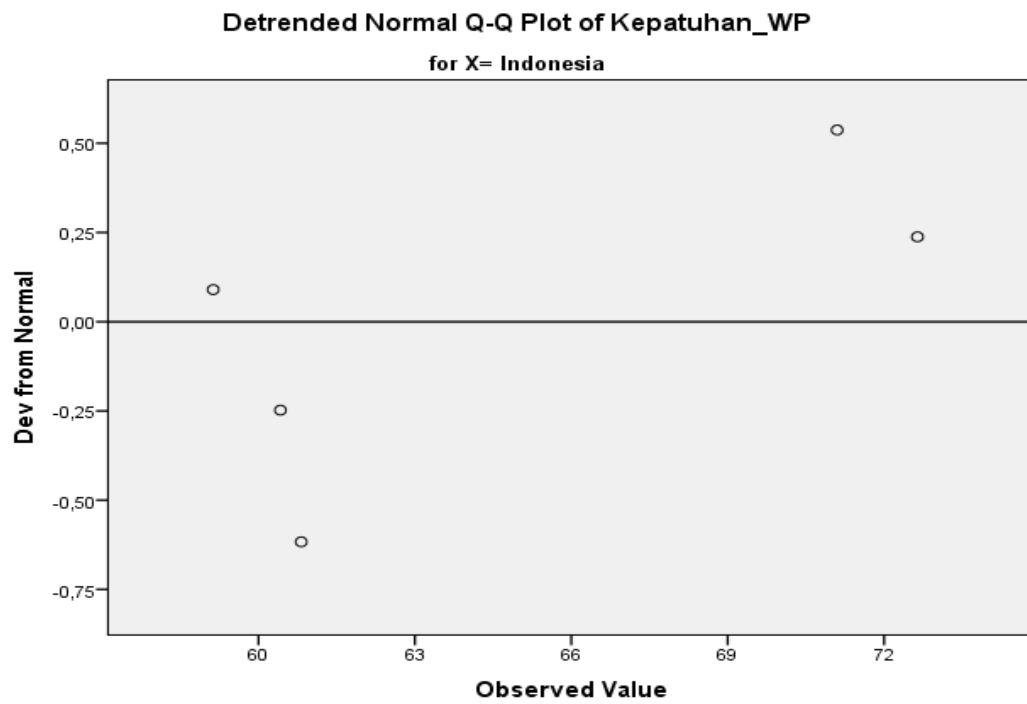
Tests of Normality

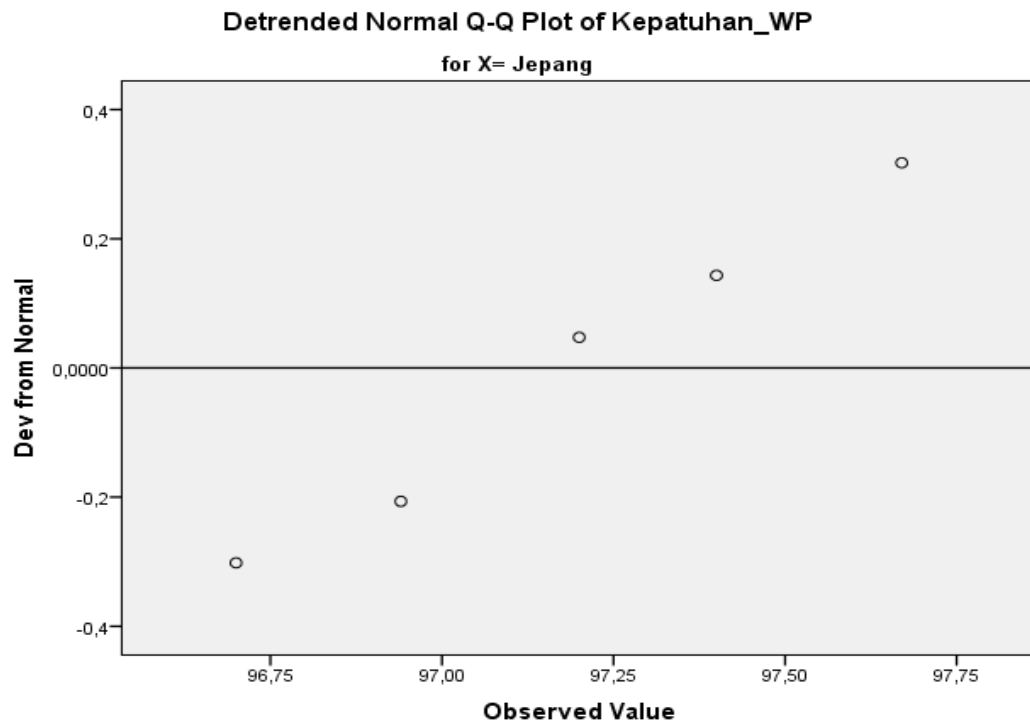
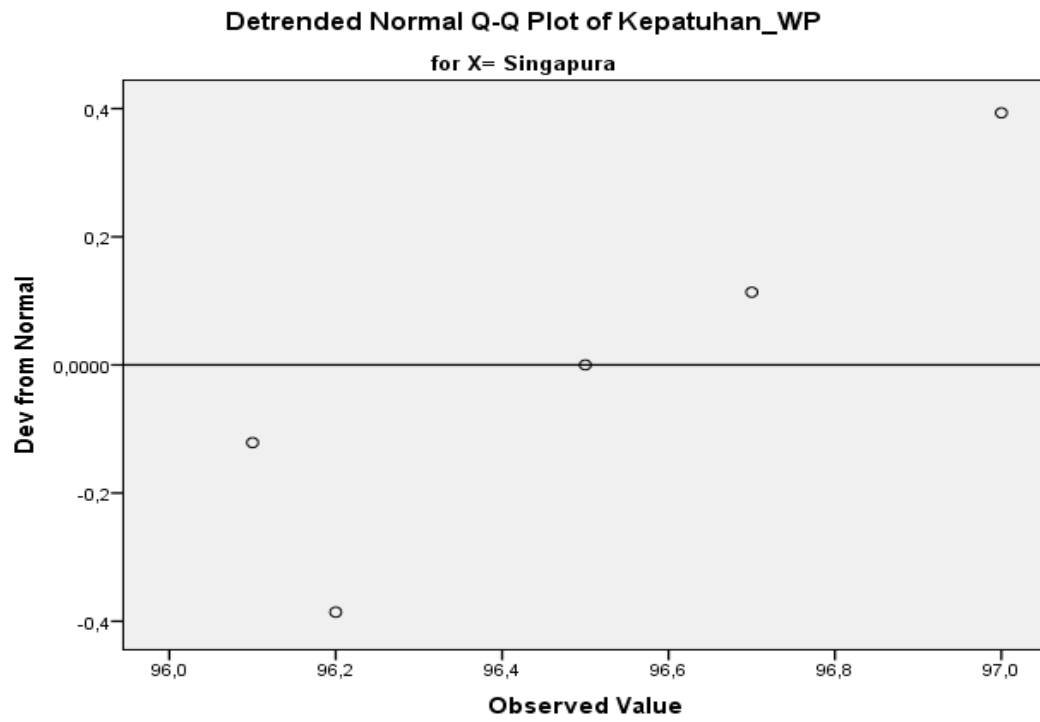
Negara		Shapiro-Wilk		
		Statistic	df	Sig.
Kepatuhan_WP	Indonesia	,793	5	,072
	Singapura	,957	5	,787
	Jepang	,990	5	,980

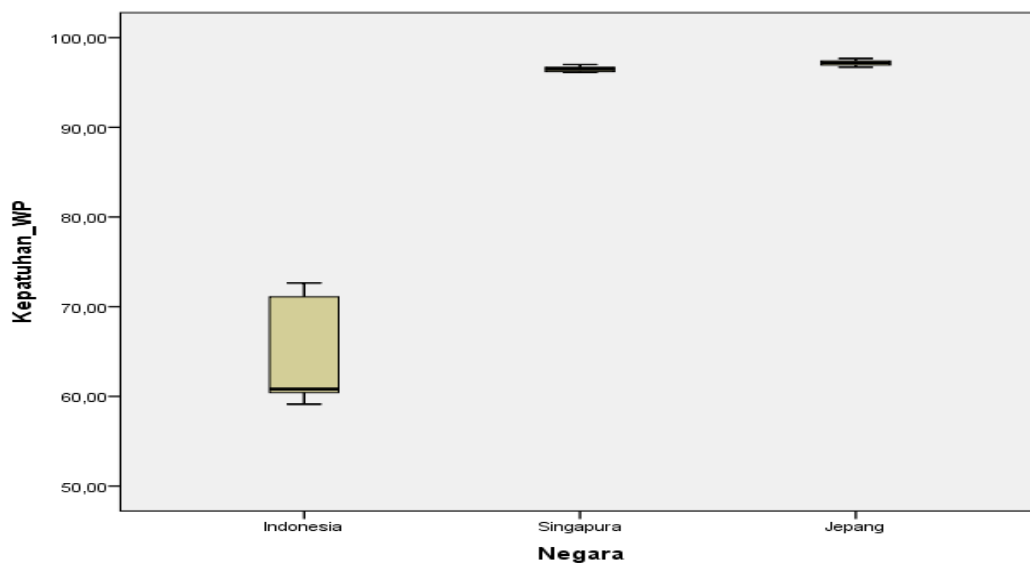
Normal Q-Q Plots



Detrended Normal Q-Q Plots







LAMPIRAN 2. Uji Homogenitas: Uji Bartlett

KMO and Bartlett's Test

<i>Kaiser-Meyer-Olkin Measure of Sampling Adequacy.</i>		,500
<i>Approx. Chi-Square</i>		16,350
<i>Bartlett's Test of Sphericity</i>	<i>df</i>	2
	<i>Sig.</i>	,000

LAMPIRAN 3. Uji Hipotesis: One Way ANOVA

Descriptives

Kepatuhan_WP	N	Mean	Std. Deviation	Std. Error	95% Confidence Interval for Mean	
					Lower Bound	Upper Bound
Indonesia	5	64,8220	6,48704	2,90109	56,7673	72,8767
Singapura	5	96,5000	,36742	,16432	96,0438	96,9562
Jepang	5	97,1820	,37976	,16984	96,7105	97,6535
Total	15	86,1680	16,00891	4,13348	77,3026	95,0334

ANOVA

Kepatuhan_WP

	<i>Sum of Squares</i>	<i>df</i>	<i>Mean Square</i>	<i>F</i>	<i>Sig.</i>
<i>Between Groups</i>	3418,551	2	1709,275	121,051	,000
<i>Within Groups</i>	169,444	12	14,120		
<i>Total</i>	3587,994	14			

*Post Hoc Tests**Multiple Comparisons**Independent Variable: Kepatuhan_WP***Tukey HSD**

(I) Negara	(J) Negara	<i>Mean Difference (I-J)</i>	<i>Std. Error</i>	<i>Sig.</i>	<i>95% Confidence Interval</i>	
					<i>Lower Bound</i>	<i>Upper Bound</i>
Indonesia	Singapura	-31,67800*	2,37658	,000	-38,0184	-25,3376
	Jepang	-32,36000*	2,37658	,000	-38,7004	-26,0196
Singapura	Indonesia	31,67800*	2,37658	,000	25,3376	38,0184
	Jepang	-,68200	2,37658	,956	-7,0224	5,6584
Jepang	Indonesia	32,36000*	2,37658	,000	26,0196	38,7004
	Singapura	,68200	2,37658	,956	-5,6584	7,0224

*. *The mean difference is significant at the 0.05 level.**Homogeneous Subsets***Kepatuhan_WP***Tukey HSD*

Negara	N	<i>Subset for alpha = 0.05</i>	
		1	2
Indonesia	5	64,8220	
Singapura	5		96,5000
Jepang	5		97,1820
<i>Sig.</i>		1,000	,956